




Tester Activation Code Instructions

SDHT Series

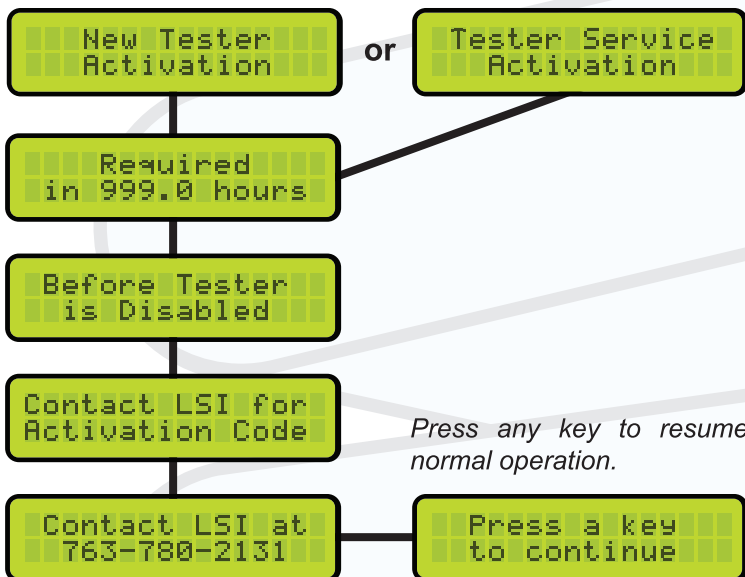
This document contains instructions for activating your Larson Systems SDHT Series tester. All new testers and testers that have been serviced by Larson Systems require an activation code for continued use after 1,000 hours of operation. Larson Systems provides you this code after payment confirmation.

The instructions found on the reverse side of this document apply to the SDHT Series of testers:

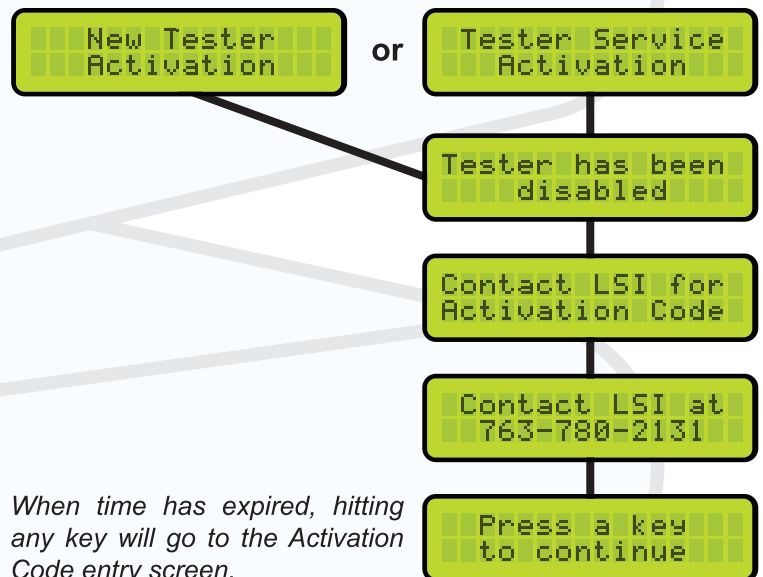


Your tester is 100% functional until Activation Time expires. Activation Time remaining can be seen on the start up screen when the tester powers up. When Activation Time expires, the tester is disabled and an Activation Code WILL be necessary for continued operation.

Tester power up sequence with Activation Time remaining:



Tester power up sequence when Activation Time has expired:



Larson Systems Inc.
13847 Aberdeen Street NE
Ham Lake, MN 55304-6789

763-780-2131
877-780-2131
763-780-2182 (Fax)

info@larsonsystems.com
www.larsonsystems.com



060-6000-0118-01



Activation Code Instructions

SDHT
TST
UTWCS

Follow these step-by-step instructions to enter an activation code on your Larson Systems manual tester.

1 Press **ON / CLEAR** to start from the Force / Length or Torque / Angle.



2 Press **OPTION** until the Activation Code menu appears.



3 Press **F1** to enter the menu. Verify the serial number and service code, if listed, matches the information received from Larson Systems Inc.



Example of a tester with a New Activation



Example of a tester with a Service Activation

4 Press **OPTION** to enter the Activation Code entry screen.



Enter the activation code provided by Larson Systems using the following navigation:

- Use **F1** to move the cursor forward.
- Use **UNITS** to move the cursor backward.
- Use **F2** to increase the highlighted input value.
- Use **ZERO LENGTH** or **ZERO ANGLE** to decrease the highlighted input value.

Input values start at 0 and increase from 0-9, A-F, then return to 0.

5 Press **OPTION** to validate the code.



Press **ON / CLEAR** to exit the menus.



Larson Systems Inc.
13847 Aberdeen Street NE
Ham Lake, MN 55304-6789

763-780-2131
877-780-2131
763-780-2182 (Fax)

info@larsonsystems.com
www.larsonsystems.com



060-6000-0118-01