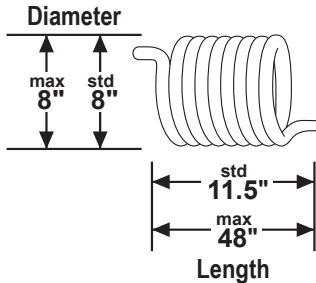



TST Torsion Spring Tester

The TST is a manually operated torque / angle tester that is available in seven force ranges: 0.3, 3, 25, 100, 200, 500, and 1,300 in-lb. The solid steel base and aluminum frame are rugged for durability in many different testing environments. The TST, like all LSI testers, comes standard with an NIST traceable certificate of calibration.



Standard Features:

- 0.3 to 1,300 in-lb capacity
- Up to 48" part length (11.5" standard)
- 8" part Ø capability
- 0.1° angle resolution
- SDHT software package
- Smart interchangeable torque cartridges
- Interchangeable tooling
- Custom / Universal Tooling options
- Digital control panel
- Deflection compensation
- Absolute zeroing
- Loading Capability
- Rapid changeovers
- Three rotational stops
- Battery powered – portable
- NIST traceable calibration



TST 1300 Pictured

Absolute Zero

Take the guesswork out of testing with LSI's revolutionary absolute zeroing technique. This technique improves repeatability of setups and results during testing. Parts are then measured against nominal dimensions according to drawings or specifications.

Interchangeable Tooling

Using LSI's custom interchangeable tooling technique, you can machine tooling blanks to fit your specific applications or send the information to us and we will do the work for you.

Universal Tooling

With the optional universal tooling kit supplied by LSI, you can test many parts with special fittings. This is great for unique or one-time job runs with a minimum of setup time.

Rapid Changeovers

Both custom and universal tooling is designed to be changed in seconds... YES! In just seconds, you can go from one setup to the next, maintaining your repeatability and reproducibility.

Three Rotational Stops

For repetitive applications requiring multiple test points on a given spring, the Torsion Spring Tester comes equipped with three stops that can be preset to any given test point.

Interchangeable Torque Cartridges

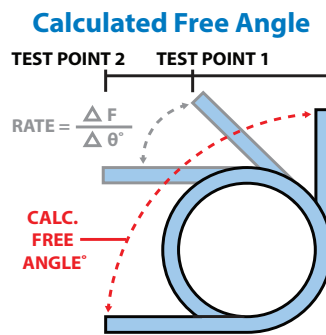
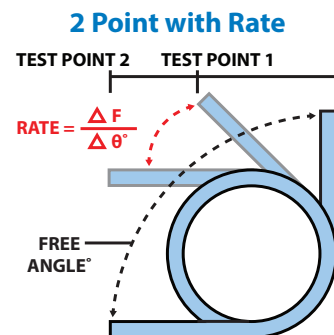
Switch from one torque cartridge to another in just minutes and use a single TST to test a wide range of capacities quickly and accurately. Lower capacity torque cartridges have an overload-preventing lock mechanism.

TST - Torque Specifications			
Part No.	Capacity	Resolution	
		0-20% FS	20-100% FS
025-0000-0475-00	0.3 in-lb	0.00002 in-lb	0.0002 in-lb
	3 g-mm	0.2 g-mm	2 g-mm
	34 N-mm	0.002 N-mm	0.02 N-mm
025-0000-0475-01	3 in-lb	0.0002 in-lb	0.002 in-lb
	35 g-mm	2 g-mm	20 g-mm
	339 N-mm	0.02 N-mm	0.2 N-mm
025-0000-0475-02	25 in-lb	0.002 in-lb	0.02 in-lb
	288 kg-mm	0.02 kg-mm	0.2 kg-mm
025-0000-0378-05	2,825 N-mm	0.2 N-mm	2 N-mm
	100 in-lb	0.005 in-lb	0.05 in-lb
025-0000-0378-06	1,152 kg-mm	0.05 kg-mm	0.5 kg-mm
	11,299 N-mm	0.5 N-mm	5 N-mm
	200 in-lb	0.01 in-lb	0.1 in-lb
025-0000-0378-07	2,304 kg-mm	0.1 kg-mm	1 kg-mm
	22,597 N-mm	1 N-mm	10 N-mm
	500 in-lb	0.05 in-lb	0.5 in-lb
025-0000-0378-08	5,761 kg-mm	0.5 kg-mm	5 kg-mm
	56,493 N-mm	5 N-mm	50 N-mm
	1,300 in-lb	0.1 in-lb	1 in-lb
025-0000-0378-08	14,978 kg-mm	1 kg-mm	10 kg-mm
	146,883 N-m	10 N-mm	100 N-mm

Accuracy = ± Resolution x 2

TST - Angle Specifications				
Range	Resolution		Accuracy (±)	Deflection Compensation (5% - 95% FS)
	100,000°	>100,000°		
1,000,000°	0.1°	1.0°	0.2° / 3,600°	< 0.2°

Optional Software Features:



Limit Lights & Statistical Analysis

Sort springs with the aid of bright, LED lights for "good" or "bad" test results. Statistical analysis including a printable histogram and data run chart.



Larson Systems Inc.
13847 Aberdeen Street NE
Ham Lake, MN 55304-6789

763-780-2131
763-780-2182 (Fax)

info@larsonsystems.com
www.larsonsystems.com

