

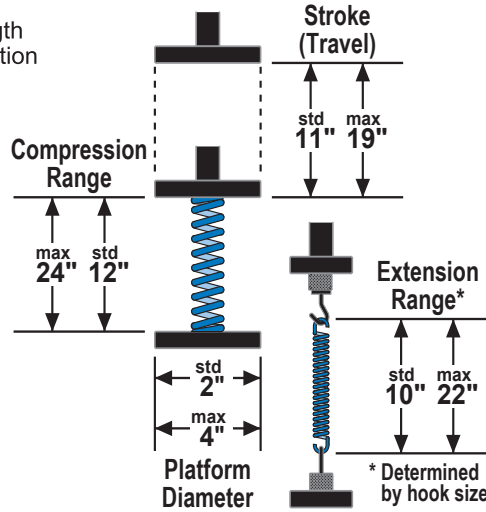
SDHT

Super Digital Hand Tester

The SDHT comes in seven different load capacities tuned to the highest precision to best match your toughest testing requirements. Not only does it come loaded with a bundle of great standard features, the SDHT also has four powerful software options that really make spring testing easy and productive: **2 Point with Rate, Calculated Free Length, Initial Tension and Limit Lights with Full Statistical Analysis.**

Standard Features:

- Compression/extension testing of force and length
- Built-in load cell and frame deflection compensation
- Mechanical and software overload protection
- Built-in shunt calibration verification
- Backlit digital LED display of test results
- Push-button force and length zeroing
- Push-button English or metric unit selection
- User programmable filter
- Length and force offsets
- Customizable print headings
- Front panel digital calibration
- NIST traceable calibration
- Micro-Length Adjust with built-in length stops
- Built-in 0.25" thru-hole for spring support rod
- Internal 8-hour battery for portable use
- USB data port
- RS 232 data port
- Statistical summary printout
- Built-in 1,800 test point data logger
- 20-bit internal force resolution
- Heavy-duty braces for increased accuracy
- 2" Ø platforms for 2 LB, 11 LB, and 22 LB load cells
- 2.375" Ø platforms for 66 LB, 110 LB, 200 LB and 750 LB load cells



Optional Software Features:

- 2 Point with Rate (see diagram on page 2)
- Calculated Free Length (see diagram on page 2) *Includes 2 Point with Rate
- Initial Tension (see diagram on page 2) *Includes 2 Point with Rate
- Limit Lights & Statistical Analysis (see page 2)
- Pass Through Testing (see below - NEW FEATURE for 2018!)

NEW! Pass Through Testing

Test up to two preselected force or length points in one spring deflection without stopping.


Save Time Testing!
Pass Through Testing will increase operator testing efficiency with the SDHT. Rather than deflecting the spring and pressing F1 or F2 to capture each individual test point, **Pass Through Testing**

will capture your two preselected force or length test points in one fluid deflection of the spring and display the data on-screen. Once the test is complete, you can:

- Press **SEND** to access the data on a connected computer using our **SDC (Spring Data Collector)** or **SSS (Statistical & Spreadsheet Interface Software)** software programs, or...
- Press **STORE** to save both test points in tester memory, or...
- Press **SEND** to print to a connected printer

Data Output Options

RS 232 & USB ports on the back of the tester for printing or data output to a computer.



NEW SOFTWARE FEATURE 2018!

Pass Through Testing Works With:


- Manual Mode - 1 test point captured
- 2 Point with Rate - 2 test points captured
- Calculated Free Length - 2 test points captured
- Initial Tension - 2 test points captured



Larson Systems Inc.
13847 Aberdeen Street NE
Ham Lake, MN 55304-6789

763-780-2131
info@larsonsystems.com
www.larsonsystems.com



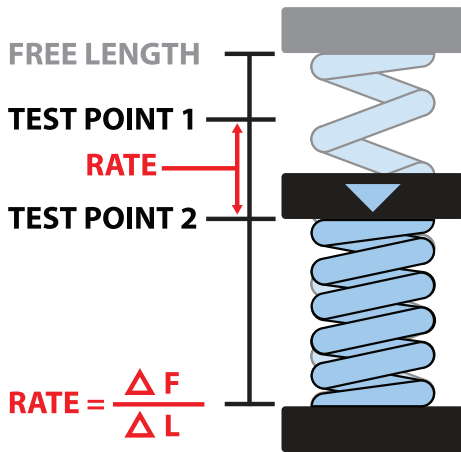


SDHT

Super Digital Hand Tester

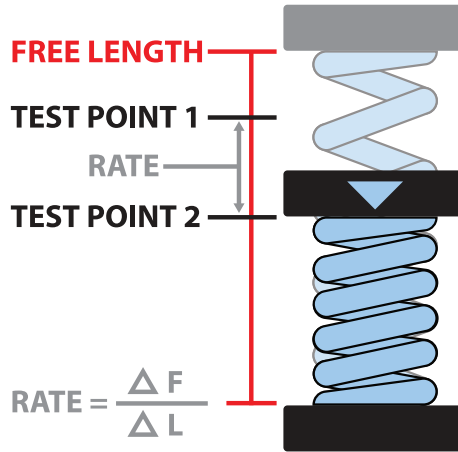
Optional Software Features

2 Point with Rate



Test two points to get a spring rate calculation in one spring deflection.

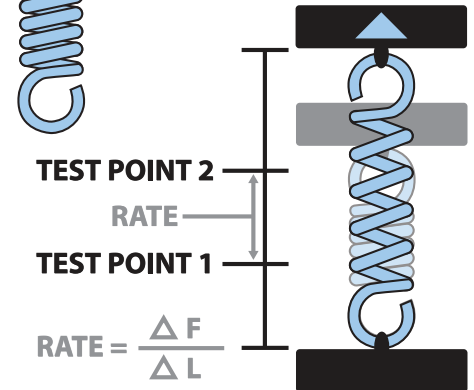
Calculated Free Length



Test two points to get a free length calculation in one spring deflection.

*Includes 2 Point with Rate

Initial Tension (Force Required to Separate Coils)



Test two points to get an initial tension calculation in one spring deflection.

*Includes 2 Point with Rate

SDHT - Force Specifications

Part No.	Capacity	Resolution	
		0-20% FS	20-100% FS
050-0000-0043-00	2 lb	0.00002 lb	0.0002 lb
	907 g	0.01 g	0.1 g
	8.9 N	0.0001 N	0.001 N
050-0000-0044-00	11 lb	0.0002 lb	0.002 lb
	5 kg	0.1 g	1 g
	49 N	0.001 N	0.01 N
050-0000-0087-00	22 lb	0.0005 lb	0.005 lb
	10 kg	0.2 g	2 g
	98 N	0.002 N	0.02 N
050-0000-0076-00	66 lb	0.001 lb	0.01 lb
	30 kg	0.5 g	5 g
	294 N	0.005 N	0.05 N
050-0000-0045-00	110 lb	0.002 lb	0.02 lb
	50 kg	0.001 kg	0.01 kg
	489 N	0.01 N	0.1 N
050-0000-0077-00	200 lb	0.005 lb	0.05 lb
	91 kg	0.002 kg	0.02 kg
	890 N	0.02 N	0.2 N
050-0000-0046-00	750 lb	0.02 lb	0.2 lb
	340 kg	0.01 kg	0.1 kg
	3,336 N	0.1 N	1 N

Accuracy = ± Resolution x 2

Limit Lights & Statistical Analysis

Sort springs with the aid of bright, LED lights for “good” or “bad” test results. Statistical analysis including a printable histogram and data run chart.



SDHT - Length Specifications

Capacity	Standard Resolution	
	Resolution	Accuracy (±)
2, 11, 22, 66, 110 & 200 lb	0.0005 in 0.01 mm	0.001 in 0.02 mm
750 lb	0.0005 in 0.01 mm	0.002 in 0.04 mm



Larson Systems Inc.
13847 Aberdeen Street NE
Ham Lake, MN 55304-6789

763-780-2131
info@larsonsystems.com
www.larsonsystems.com

